



Conference Partner:

**AIChE**

Media Partner:

**Processing**  
SOLUTIONS FOR THE PROCESS INDUSTRIES

## Statistics At A Glance

Registered Visitor Attendance . . . . .	4,513
Registered Exhibitor Personnel . . . . .	1,387
Total Registered Attendance . . . . .	5,900
Net Sq. Ft. of Exhibit Space . . . . .	35,650
Total Number of Exhibiting Companies . . . .	310

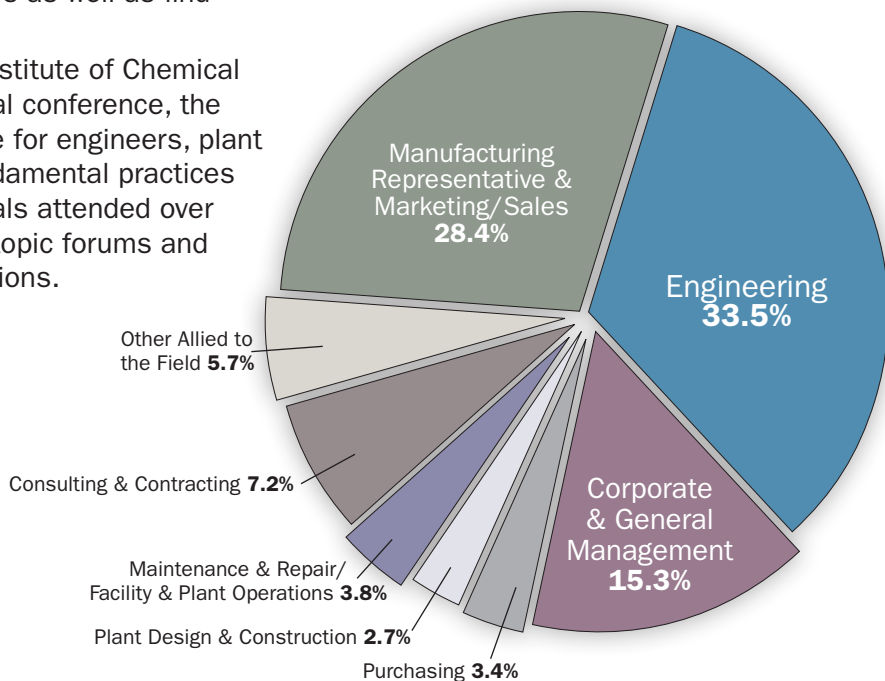
## 5,900 CPI Professionals came together to buy, sell, network and learn.

Held every two years, the CHEM SHOW is the leading exposition for the Chemical Process Industries (CPI) in North America. While the 2011 CHEM SHOW mirrored the changing marketplace as chemical producers have downsized personnel and equipment manufacturers have merged, both exhibitors and attendees found that there is no substitute for meeting face-to-face when it comes to doing business.

On the exhibit floor, manufacturers of processing systems, equipment and plant services showcased their latest products. They were met by representatives from chemical companies, pharmaceutical firms, food processors and other processing-related businesses, who came to discover solutions to current production issues as well as find resources for projects in the pipeline.



Partnering for the first time with the American Institute of Chemical Engineers (AIChE) to organize the full educational conference, the 2011 CHEM SHOW provided a valuable resource for engineers, plant and other industry personnel to learn about fundamental practices and leading-edge solutions. 350 CPI professionals attended over two-dozen engineering technology tutorials, hot topic forums and a program on emerging nanotechnology applications.

## Attendees Represented All Levels of the Buying Chain:\*



## Attendees Came Specifically for These Purposes:\*

- 61% to see new products on the market
- 60% to look for products with "green" or sustainable features
- 56% to meet with current vendors
- 51% to look for new suppliers
- 50% to bring information back to colleagues



\*All Statistics based on CHEM SHOW 2011 Registration Report from Experient

## Attendees Are Involved in These Process Industries:\*

	# of attendees		# of attendees
Adhesives & Sealants . . . . .	674	Pharmaceuticals . . . . .	1,225
Chemicals (Inorganic) . . . . .	1,399	Plastic Materials & Synthetic Resins . . . . .	862
Chemicals (Organic) . . . . .	1,526	Pulp & Paper . . . . .	629
Cosmetics . . . . .	528	Rubber/Rubber Products . . . . .	483
Fertilizers & Agrichemicals . . . . .	409	Soaps & Detergents . . . . .	485
Foods & Beverages . . . . .	955	Stone/Clay/Glass/Ceramics . . . . .	282
Metals . . . . .	779	Textiles/Leather . . . . .	207
Paints & Allied Products . . . . .	517	Other Manufacturing . . . . .	1,103
Petroleum Refining . . . . .	802		

NOTE: Attendees may be involved in multiple process industries

## Attendees Were Looking for These Products:\*

# of attendees	
762	Contract Manufacturing Services
857	Corrosion Control Products
1,084	Drying, Distillation, Evaporation Equipment
1,127	Engineered Materials
1,474	Filtration/Separation Equipment
754	Hazardous Material Handling
1,134	Heat Transfer/Energy Conservation Equipment
1,332	Instruments/Controls
413	Management/Design/Consulting Services
1,280	Materials Handling Equipment
1,401	Mixing/Blending Equipment
788	Motors/Controls
1,389	Piping, Tubing, Hose, etc.
431	Plant Services
698	Pollution Control
1,103	Powder/Bulk Solids Handling Equipment
1,458	Pumps, Compressors
565	Size Reduction & Agglomeration Equipment
516	Software
1,487	Tanks, Vessels & Reactors
1,530	Valves
1,118	Water & Wastewater Handling
844	Weighing & Measuring Equipment

## Attendees Process These Types of Materials in Their Operations:


Fluids	60.2%
Powder/Bulk Solids	42.7%
Gases	31.6%

NOTE: Attendees may be involved with multiple process materials

## Attendees Came from 42 States and 65 Countries:\*

New England (MA, ME, NH, RI, VT) . . . . .	4.5%
Tri-State Region (CT, NJ, NY) . . . . .	56.4%
Mid Atlantic (DC, DE, MD, PA) . . . . .	16.3%
<b>Southeast</b>	
(AL, FL, GA, KY, MS, NC, SC, TN, VA, WV) . . . . .	4.3%
<b>Midwest</b> (IL, IN, MI, OH, WI) . . . . .	5.6%
<b>West of Mississippi</b>	
(AK, AR, AZ, CA, CO, HI, IA, ID, KS, LA, MN, MO, MT, ND, NE, NM, NV, OK, OR, SD, TX, UT, WA, WY) . . . . .	5.8%
<b>International</b> (from 65 Countries) . . . . .	7.1%
<b>TOTAL</b> . . . . .	100%

\*All Statistics based on CHEM SHOW 2011 Registration Report from Experient



For more information on the CHEM SHOW contact:

**INTERNATIONAL EXPOSITION CO.**

15 Franklin Street, Westport, CT 06880 | Tel: (203) 221-9232 | E-mail: [info@chemshow.com](mailto:info@chemshow.com) | Website: [www.chemshow.com](http://www.chemshow.com)